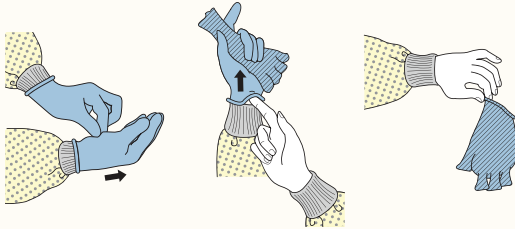




COVID-19 The 6 steps to Doff (take off) Personal protective equipment (PPE)

1 Gloves



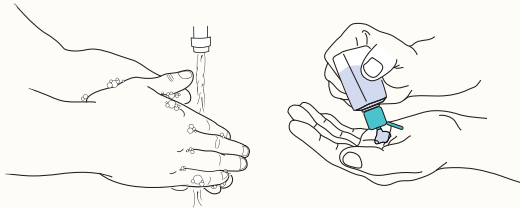
Remember, the outside of gloves are contaminated.
Grasp palm area of one gloved hand and peel off first glove. Slide fingers of hand under other glove at wrist and peel off. Discard in regular waste

2 Gown




Unfasten ties, pull gown away from neck and shoulders, touching **ONLY** the inside of the gown.
Turn gown inside out and roll into a bundle.
Discard in regular garbage.

3 Hand hygiene



Clean all surfaces of hands and wrists

4 Goggles or face shield



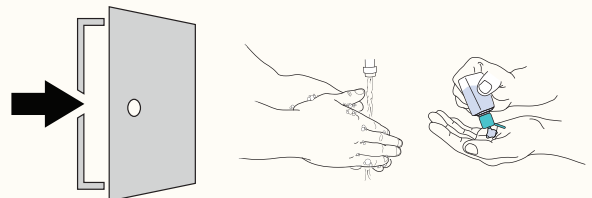
Do **NOT** touch the front of them. Discard in regular garbage or put in receptacle for reprocessing.

5 Surgical/procedure mask



Grasp ties or elastics at back and remove **WITHOUT** touching the front. Discard in regular garbage.

6 Exit room/Hand hygiene



If at any time during this process you become concerned that you may have contaminated your hands - STOP and do hand hygiene an additional time

COVID19_DoffingPPE_001